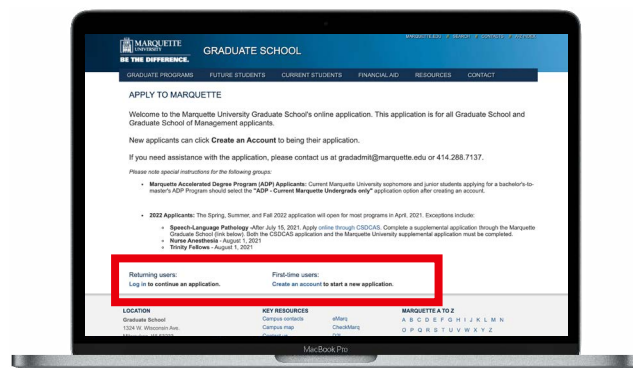


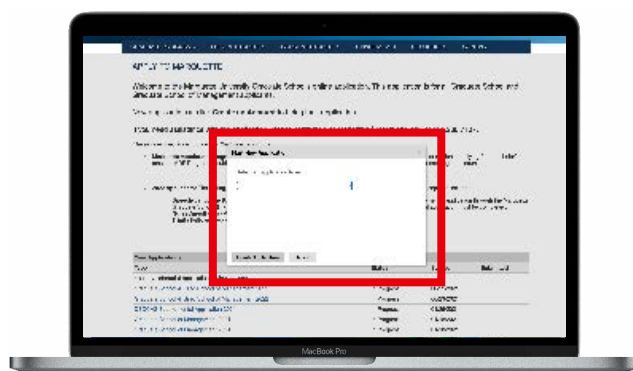
HOW TO APPLY

to our online MS in Computer and Information Science

1. **To start your application, please visit [the online application page for Marquette University Graduate School](#).** When you have arrived at this page, select whether you are ready to start a new application or to continue an application.
2. **To create a new account, start by inputting all of the required fields.**



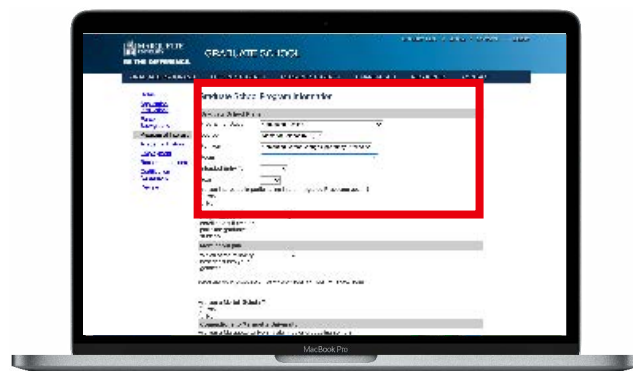
3. Once you have successfully created an account, you will see the main application page. **Select Start New Application at the bottom.**
4. Select the term that you wish to start classes, and then select Create Application.
5. Read and accept the Application Instructions and Guidelines.



6. On the left-hand side, choose the Program of Interest section. **Under Program of Study, select Computer and Information Science - Online, Under Degree, select Master of Science.**

Under Pathway, select either Computer and Information Science Career Change Opportunity-Online or Computer and Information Science for IT Professionals.

7. **If you plan on pursuing our cybersecurity focus, select Information Assurance and Cyber Defense-Online.** If you do not want to earn the additional focus, select Customized Curriculum.



HOW TO APPLY

to our online MS in Computer and Information Science

8. Note whether you are interested in the **Integrated Practicum elective**. Integrated Practicum is available to all students, on either pathway and pursuing any focus.

WHAT IS INTEGRATED PRACTICUM?

The Integrated Practicum offers financial assistance in the form of part-time employment to students with employable IT skills. This curriculum path allows students to build practical knowledge through significant job assignments while building fundamental knowledge through academics.

Program staff will introduce students to potential participating employers. Working with their employers and academic advisors, students enroll in academic courses relevant to the skills and knowledge required to excel in their work assignments.

9. On the same page, select whether you plan to enroll as a full-time or part-time graduate student. **Complete the rest of the page about yourself and your connections to Marquette University.**

10. Complete the Personal Background, Academic History and Employment sections along the left-hand side.

11. On the left, choose Recommendations. Provide the contact information for the three individuals who will be providing a reference. They will receive an email from Marquette and be asked to complete an online form to upload their letter of recommendation. **Do not wait to submit your application even if all of your letters have not been submitted yet.**

12. **You will be asked to submit supporting documents after you have completed the online application form and submitted the application fee.** Unofficial transcripts may be submitted with your application. However, once admitted, you will be asked to provide official transcripts.

13. Complete your personal statement outlining your relevant work experience or education, career goals, possible areas of interest and reasons for seeking admission to this program.

